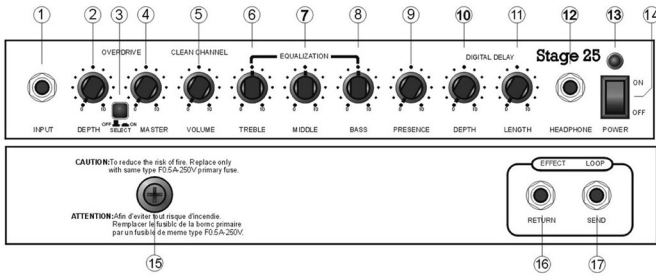




## INTRODUCTION

Thank you for choosing this Johnson amplifier. Please read this manual carefully and completely before operating your new amplifier.

## PANEL FUNCTIONS



### 1 INPUT

Connect the cable from your guitar's output jack to this jack. Always use an undamaged, shielded instrument cable.

### 2 OVERDRIVE-DEPTH

Used to adjust the amount of distortion routed to the signal.

### 3 OVERDRIVE-SELECTOR

Used to control the OVERDRIVE-SELECTOR switch. In the "in" position, the signal is routed to the overdrive channel. In the "out" position, the input signal is routed to the clear channel

### 4 OVERDRIVE-MASTER

Controls the volume level of the OVERDRIVE function.

### 5 VOLUME

Controls the volume level of the clean channel (*without overdriving*).

### 6 TREBLE BAND

Used to shape the amplifier's tone by adjusting the high-end frequencies.

### 7 MIDDLE BAND

Used to shape the amplifier's tone by adjusting the middle frequencies.

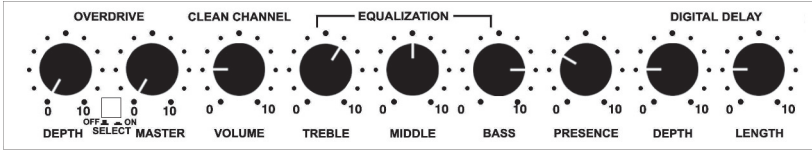
### 8 BASS BAND

Used to shape the amplifier's tone by adjusting the bass frequencies.

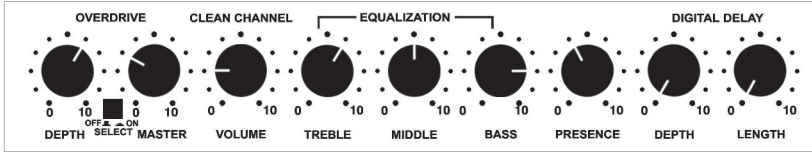
- 9 PRESENCE**  
Reduces or increases frequency attack and brightness, particularly in the mid to high-end frequencies.
- 10 DIGITAL DELAY-DEPTH**  
Used to adjust amount of delay (“wet”) sound that is mixed with the amplifier’s original (“dry”) sound output.
- 11 DIGITAL DELAY-LENGTH**  
Used to adjust the timing of the delayed signal from quick to long repeats.
- 12 HEADPHONE**  
Used for private listening. Uses a 1/4” jack connector.  
*(Speaker disengaged when headphone jack is in use.)*
- 13 POWER ON/OFF INDICATOR**  
LED glows when the unit is turned on.
- 14 POWER SWITCH**  
This switch turns the unit ON and OFF.
- 16 EFFECT LOOP-SEND**  
Used to send out the signal to an external effects device.
- 17 EFFECT LOOP-RETURN**  
Used to receive signal from an external effects device.

## SUGGESTED SETTINGS

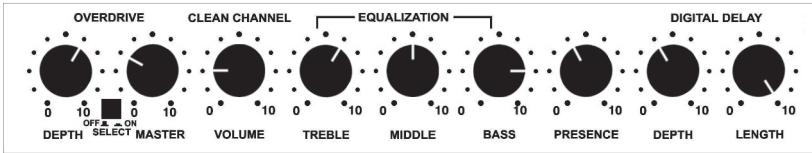
### Clean



### Rock



### Stadium Rock - rock with big delay



\*Overdrive Switch

OUT

IN

## TECHNICAL SPECIFICATIONS

<b>POWER SUPPLY</b>	110/115VAC/50Hz~60Hz
<b>POWER OUTPUT:</b>	20 watts RMS @ 8 ohms
<b>LOAD IMPEDANCE:</b>	8 ohms
<b>INTERNAL SPEAKER SYSTEM:</b>	7.7" diameter
<b>EQ SECTION</b>	
Bass Control Range:	+3dB/-219dB@100Hz
Mid Control Range:	+8dB/-5dB@1kHz
Treble Control Range:	+18dB/-7dB@10kHz
<b>DELAY CHARACTERISTICS:</b>	
Adjustable Delay Time:	20ms~120ms
<b>SIGNAL TO NOISE RATIO:</b>	S/N ≥ 70dB
<b>INPUT:</b>	1/4" Mono Jack
<b>LINE OUTPUT:</b>	1/4" Mono Jack
<b>RETURN:</b>	1/4" Mono Jack
<b>DIMENSIONS:</b>	14"(W) x 14.2"(H) x 7.9"(D)
<b>WEIGHT (approx.):</b>	16.5 lbs.

## PRECAUTIONS

---

### POWER SOURCES

This product should be operated only from the type of power source indicated on the marking label. If you are not sure of the type of power supply to your home, consult your product dealer or local power company.

### INSERTION WARNING

Never place objects of any kind into this product as they may touch dangerous voltage points or short-out parts that could result in a fire or electric shock. Never spill liquid of any kind on the product.

### SERVICING

Do not attempt to service this product yourself as opening or removing covers may expose you to dangerous voltage or other hazards. Refer all servicing to qualified service personnel.

### HEAT

The product should be placed away from heat sources, such as radiators, heat registers, stoves, or other products that produce heat.

### CLEANING

Unplug this product from the wall outlet before cleaning. Do not use liquid cleaners or aerosol cleaners. Use a damp cloth for cleaning.

### SAFETY CHECK

Upon completion of any service or repairs to this product, ask the service technician to perform safety checks to determine that the product is in proper operating condition.

## SAFETY PRECAUTIONS

### WARNING

CAUTION: TO REDUCE THE RISK OF FIRE OR ELECTRIC SHOCK, DO NOT EXPOSE THIS AMPLIFIER TO RAIN OR MOISTURE. DANGEROUSLY HIGH VOLTAGE IS PRESENT INSIDE THE ENCLOSURE. DO NOT OPEN THE CABINET. REFER SERVICING TO QUALIFIED PERSONNEL ONLY.



This symbol warns the user of dangerous voltage levels localized within the enclosure.



This symbol advises the user to read all accompanying literature for safe operation of the unit.



## WARRANTY INFORMATION

*This amplifier is warranted, to the original Purchaser, to be free from defects in material and workmanship for a period of five (5) years from the original retail purchase. This warranty is valid in North America only.*

*The manufacturer shall, at its option, either repair or replace the defective product if the product is returned to the original place of purchase. If any product returned is not defective within this warranty, the manufacturer shall so advise the Purchaser and thereafter shall dispose of said product in accordance with the Purchaser's instructions and at the Purchaser's cost. This warranty is not transferable by the Purchaser.*

*The warranty shall not apply to wearable parts, these items include, but are not limited to, amplifier knobs, feet, and handles.*

*This warranty shall not apply if the product has been misused or damaged as a result of neglect, abuse, alteration, improper handling, unauthorized repair or modification, accident or causes external to the product, such as, but not limited to, excessive heat or humidity.*

*The manufacturer's sole and exclusive maximum liability for any claim by the Purchaser, shall not exceed the wholesale value of the product. In no event shall the manufacturer be liable for any indirect, incidental, collateral, exemplary, or consequential damages or losses arising out of the Purchaser's purchase of the product. The above limitations may not apply in some states.*



# INSTRUCTION MANUAL

MODEL: **25**



# Johnson™

*Stage Series Guitar Amplifier*